

# Hour meters / timers, electromechanical

<b>Standard timers</b>	<b>99999.99 h (AC) / 999999.9 h (DC) without reset</b>	<b>HB27</b>
------------------------	--	-------------



The timers HB27 without reset measure time ranges up to max. 99999.99 h (AC) or 999999.9 h (DC).

These panel mount counters can be used in many different fields of application.



### Characteristics

- 7-digit hour meter without reset.
- High shock and impact resistance.
- Magnified large figures; height 4.5 mm.
- Data retention in case of power failure.
- Long service life.
- Plug-in versions.
- Counter without front bezel for mounting in front bezel F1B and F2B and for combination in 50 x 25 mm size with socket box 945.2.

### Benefits

- Can be combined with preset counter BVa, and with pulse counter B.
- Can be equipped with various sealing covers to protect the counter against dust, dirt and moisture.
- Tamper-proof.

### Applications

General time measurement, maintenance intervals for measuring instruments (respiration units, oxygen, dialysis), small appliances, UV lamps, display panels in vehicles.

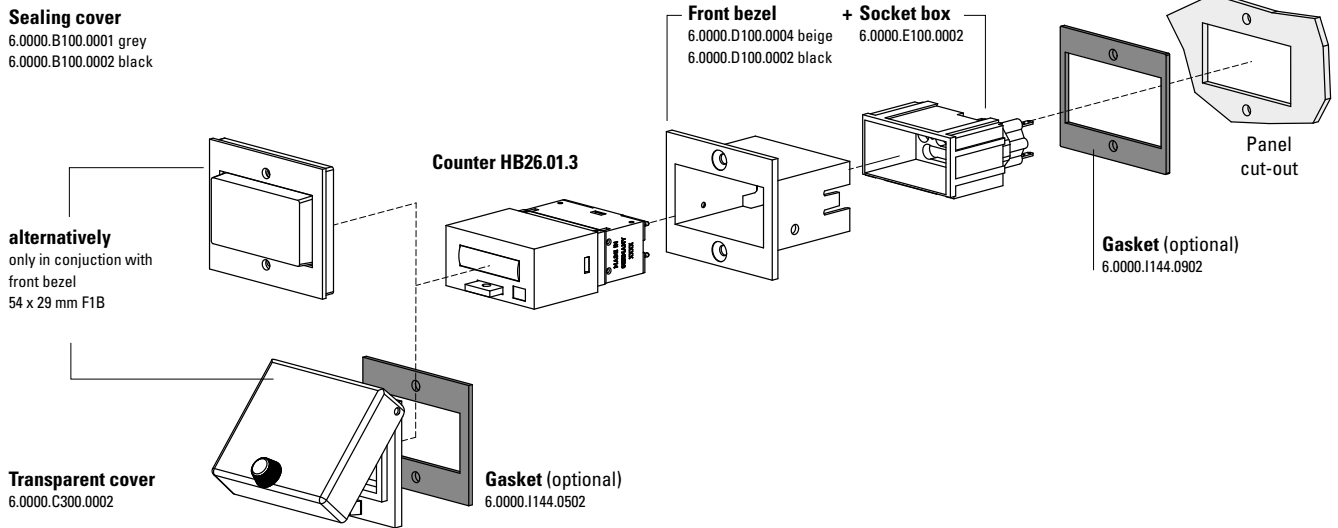
## Type series

Description	Type	Options
Plug-in for socket box 945.2 and front bezel F1B	<b>HB27.00.3</b>	<ul style="list-style-type: none"> <li>• Different voltages / extended temperature range on request</li> <li>• Flat pin 0.8 x 6.3 mm [0.031 x 0.25"] without flat push on connectors: Art. no. 3.208.X11.XXX</li> <li>• Flat pin 0.8 x 2.8 mm [0.031 x 0.11"] with flat push on connectors: Art. no. 3.207.X01.XXX</li> <li>• Round pins ø 1.5 mm (tinned) with push on connectors Art. no. 3.205.X01.XX</li> </ul>
Screw mounting 56 x 40 mm [2.20 x 1.57"]	<b>HB27.10</b>	
Clip mounting 53 x 28 mm [2.09 x 1.10"]	<b>HB27.20</b>	

# Hour meters / timers, electromechanical

**Standard timers**      **99999.99 h (AC) / 999999.9 h (DC) without reset**      **HB27**

**Accessories / Mounting examples**



		Type / size	Description		Order no.	suitable gasket
<b>Front bezel</b>		<b>F1B</b>	for 1x counter HB26.01.3 for cut-out 54 x 29 mm [2.13 x 1.14"], (only in conjunction with socket box 6.0000.E100.0002)	beige black	<b>6.0000.D100.0004</b> <b>6.0000.D100.0002</b>	<b>6.0000.I144.0902</b>
		<b>F2B</b>	for 2x counter HB26.01.3 for cut-out 54 x 54 mm [2.13 x 2.13"], (only in conjunction with 2 x socket box 6.0000.E100.0002)	beige black	<b>6.0000.D200.0004</b> <b>6.0000.D200.0002</b>	<b>6.0000.I154.1002</b>
<b>Socket box</b>		<b>945.2</b>	for plug-in connection in front bezel F1B	black	<b>6.0000.E100.0002</b>	–
<b>Sealing cover IP65</b>		<b>K1</b>	for counter HB26.01.3 in conjunction with front bezel F1B	transp. /grey transp. /black	<b>6.0000.B100.0001</b> <b>6.0000.B100.0002</b>	–
		<b>K2</b>	only in conjunction with front bezel F2B (for 2x counter HB26.01.3)	transp. /grey transp. /black	<b>6.0000.B200.0001</b> <b>6.0000.B200.0002</b>	
<b>Transparent cover IP65</b>		<b>1 Dv</b>	cover lockable for counter HB26.01.3 in conjunction with front bezel F1B	transp. /black	<b>6.0000.C300.0002</b>	<b>6.0000.I144.0502</b>
		<b>2 Dv</b>	cover lockable only in conjunction with front bezel F2B	transp. /black	<b>6.0000.C100.0002</b>	
		<b>2 Dvs</b>	cover key lockable only in conjunction with front bezel F2B	transp. /black	<b>6.0000.C200.0002</b>	
<b>Gasket counter</b>			56 x 40 mm [2.20 x 1.57"] 53 x 28 mm [2.09 x 1.10"]	HB26.11 HB26.21	<b>6.0000.I113.0502</b> <b>6.0000.I082.0502</b>	
<b>Mounting frame</b>		<b>cut-out 50 x 25 mm [1.97 x 0.98"]</b>	via adapter 6.0000.A080.0503 for snap-on mounting on 35 mm [1.38"] top-hat DIN rail	chromated	<b>6.0000.F300.0006</b>	–
<b>Enclosure blind</b>		<b>48 x 24 mm [1.89 x 0.94"]</b>	for cut-out 50 x 25 mm [1.97 x 0.98"], for counter 53 x 28 mm [2.09 x 1.10"]	black	<b>6.0000.H200.0002</b>	–
<b>DIN rail mount</b>		<b>SR 1</b>	for snap-on mounting on 35 mm [1.38"] top-hat DIN rail		<b>6.0000.G100.0000</b>	
		<b>SR 2</b>	for 2x HB26		<b>6.0000.G200.0000</b>	

# Hour meters / timers, electromechanical

<b>Standard timers</b>	<b>99999.99 h (AC) / 999999.9 h (DC) without reset</b>	<b>HB27</b>
------------------------	--	-------------

## Technical data

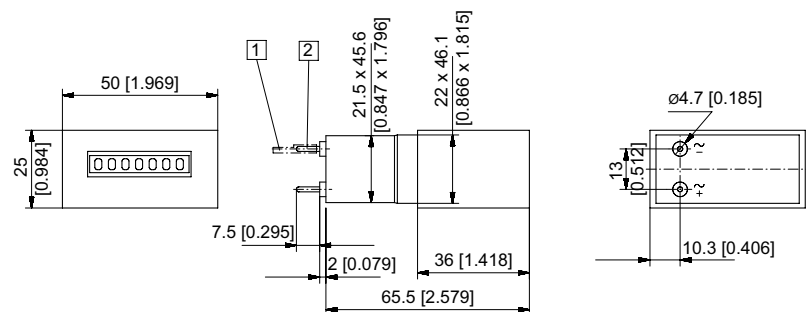
Electrical characteristics		
<b>Electrical connection</b>	cable	2 x 0.5 mm <sup>2</sup> [AWG20], NYFAZ, 0.5 m [1.64'] long AC: grey/grey DC: red +, black - type HB27.00.3 round pins ø 1.6 mm [0.063"] (plugs into socket box type 945.2)
<b>Test voltage</b>		2000 V AC, 50 Hz for AC counters
<b>Power consumption</b>		10 ... 30 V DC approx. 500 mW 36 ... 80 V DC approx. 900 mW 100 ... 130 V DC approx. 750 mW 20 ... 30 V AC approx. 0.3 VA 42 ... 48 V AC approx. 0.25 VA 100 ... 130 V AC approx. 0.6 VA 187 ... 264 V AC approx. 1.2 VA 360 ... 440 V AC approx. 1.65 VA
<b>Rated voltages</b>	AC (50 or 60 Hz)	20 ... 30 / 42 ... 48 / 100 ... 130 / 187 ... 264 / 360 ... 440 V AC DC 10 ... 30 / 36 ... 80 / 100 ... 130 V DC
<b>Accuracy</b>	AC	supply frequency + 30 ms
	DC	< 0.003 % (at 24 h)
<b>Device safety</b>	designed to protection class application area	EN 61010 part 1 2 pollution level 2

General technical data	
<b>Display</b>	7 digits AC 99999.99 h DC 999999.9 h
<b>Height of figures</b>	4.5 mm [0.17"]
<b>Color of figures</b>	white and red on black
<b>Operating temperature</b>	-15 °C ... +50 °C [+5 °F ... +122 °F] (non-condensing)
<b>Relative humidity at +30 °C [+86 °F]</b>	≤ 80 % (non-condensing)
<b>Altitude</b>	up to 2000 m [6562']
<b>Mounting position</b>	any

Approvals		
<b>CE compliant</b> in accordance with		
EMC Directive	2014/30/EU	
RoHS Directive	2011/65/EU	
Low Voltage Directive	2014/35/EU	

Mechanical characteristics	
<b>Protection</b>	up to IP51 (front side) with sealing cover K1 IP54 (front side) with transparent cover Dv, Dvs IP55 (front side)
<b>Housing</b>	plastic PC (Polycarbonate)
<b>Weight</b>	approx. 45 g [1.59 oz]

### Plug-in for socket box 945.2 and front bezel F1B Type HB27.00.3



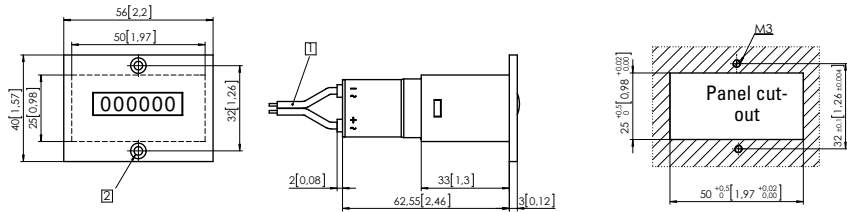
1 Push on connector ø 1.5 [0.059] tinned    2 Round pin ø 1.6 [0.063] tinned

Type	Display	Voltage	Art. no.						
			10 ... 30 V	20 ... 30 V	36 ... 80 V	42 ... 48 V	100 ... 130 V	187 ... 264 V	360 ... 440 V
HB27.00.3	7 digits	AC (50 Hz)		3.205.001.071		3.205.001.072	3.205.001.074	3.205.001.075	3.205.001.079
	7 digits	AC (60 Hz)		3.205.001.081		3.205.001.082	3.205.001.084	3.205.001.085	3.205.001.089
	7 digits	DC	3.205.001.351		3.205.001.353		3.205.001.381		

# Hour meters / timers, electromechanical

**Standard timers**      **99999.99 h (AC) / 999999.9 h (DC) without reset**      **HB27**

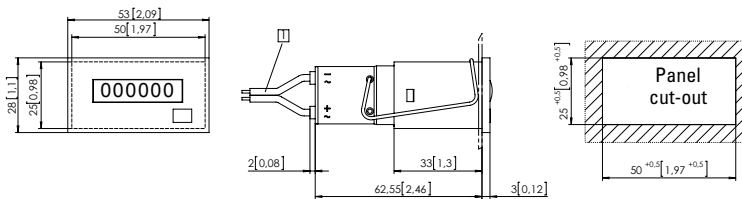
**Screw mounting 56 x 40 [2.20 x 1.57]**  
**Type HB27.10**



1 Connection cable, 2 x 0.5 mm<sup>2</sup> [AWG20], NYFAZ, 0.5 m [1.64'] long    2 Countersinking Af3, DIN 74

Type	Display	Voltage	Art. no.						
			10 ... 30 V	20 ... 30 V	36 ... 80 V	42 ... 48 V	100 ... 130 V	187 ... 264 V	360 ... 440 V
HB27.10	7 digits	AC (50 Hz)		3.200.101.071		3.200.101.072	3.200.101.074	3.200.101.075	3.200.101.079
	7 digits	AC (60 Hz)		3.200.101.081		3.200.101.082	3.200.101.084	3.200.101.085	3.200.101.089
	7 digits	DC	3.200.101.351		3.200.101.353		3.200.101.381		

**Clip mounting 53 x 28 [2.09 x 1.10]**  
**Type HB27.20**



1 Connection cable, 2 x 0.5 mm<sup>2</sup> [AWG20], NYFAZ, 0.5 m [1.64'] long

Type	Display	Voltage	Art. no.						
			10 ... 30 V	20 ... 30 V	36 ... 80 V	42 ... 48 V	100 ... 130 V	187 ... 264 V	360 ... 440 V
HB27.20	7 digits	AC (50 Hz)		3.200.201.071		3.200.201.072	3.200.201.074	3.200.201.075	3.200.201.079
	7 digits	AC (60 Hz)		3.200.201.081		3.200.201.082	3.200.201.084	3.200.201.085	3.200.201.089
	7 digits	DC	3.200.201.351		3.200.201.353		3.200.201.381		
Further stock types:			187... 264 V AC, flat pin 0.8 x 2.8 mm [0.031 x 0.11"]			3.207.201.075			