

Hour meters / timers, electromechanical

Standard timers	9999.99 h / 99999.9 h with reset (AC+DC)	HB26
------------------------	---	-------------



The timer HB26 with reset measure time ranges up to max. 99999.9 h or 9999.99 h.

These panel-mount counters can be used in many different fields of application.

Characteristics

- 6-digit hour meter without reset.
- High shock and impact resistance.
- Magnified large figures; height 4.5 mm.
- Data retention in case of power failure.
- Long service life.
- Plug-in versions.
- Counter without front bezel for mounting in front bezel F1B and F2B and for combination in 50 x 25 mm size with socket box 945.2.

Benefits

- Can be combined with preset counter BVa, and with pulse counter B1x.
- Can be equipped with various sealing covers to protect the counter against dust, dirt and moisture.
- Key-locking 0-reset.

Applications

General time measurement, maintenance intervals for measuring instruments (respiration units, oxygen, dialysis), small appliances, UV lamps, display panels in vehicles.

Type series

Description

Screw mounting, 56 x 40 mm [2.20 x 1.57"]

Clip mounting, 53 x 28 mm [2.09 x 1.10"]

Plug-in for socket box 945.2 and front bezel F1B

Type

HB26.11

HB26.21

HB26.01.3

Options

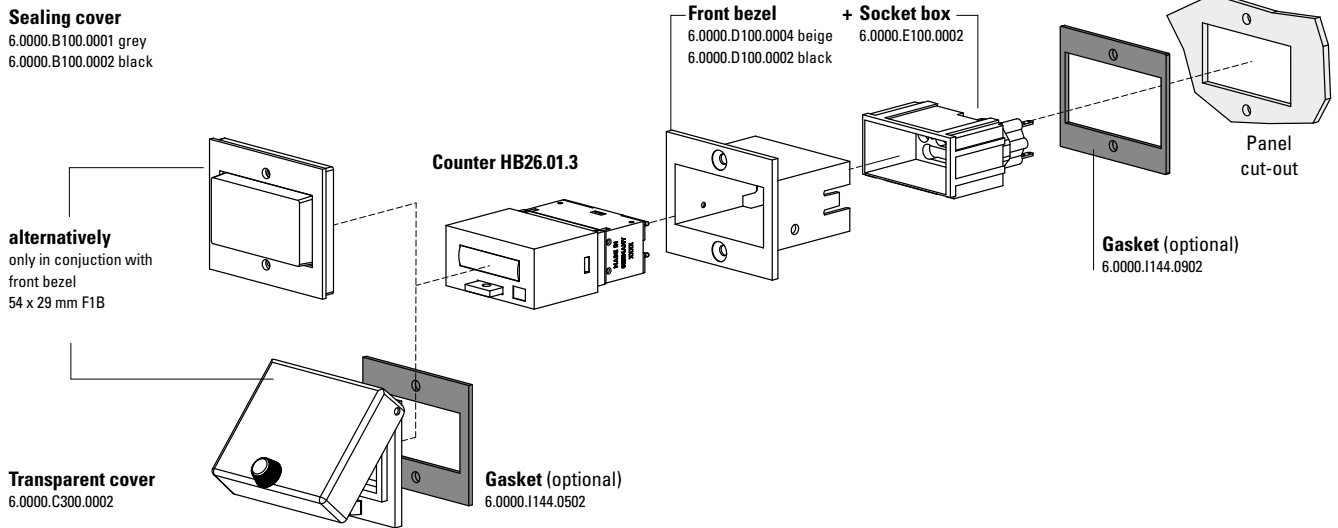
- Different voltages
- Extended temperature range on request
- Flat pin 0.8 x 6.3 mm [0.031 x 0.25"] without flat push on connectors: Art.-Nr. 3.168.X11.XXX
- Flat pin 0.8 x 2.8 mm [0.031 x 0.11"] with flat push on connectors: Art.-Nr. 3.167.X11.XXX
- Lockable 0-reset: Art.-Nr. 3.160.XX7.XXX
The button can be unlocked by means of the key



Hour meters / timers, electromechanical

Standard timers	9999.99 h / 99999.9 h with reset (AC+DC)	HB26
------------------------	---	-------------

Accessories / Mounting examples



		Type / size	Description		Order no.	suitable gasket
Front bezel		F1B	for 1x counter HB26.01.3 for cut-out 54 x 29 mm [2.13 x 1.14"], (only in conjunction with socket box 6.0000.E100.0002)	beige black	6.0000.D100.0004 6.0000.D100.0002	6.0000.I144.0902
		F2B	for 2x counter HB26.01.3 for cut-out 54 x 54 mm [2.13 x 2.13"], (only in conjunction with 2 x socket box 6.0000.E100.0002)	beige black	6.0000.D200.0004 6.0000.D200.0002	6.0000.I154.1002
Socket box		945.2	for plug-in connection in front bezel F1B	black	6.0000.E100.0002	–
Sealing cover IP65		K1	for counter HB26.01.3 in conjunction with front bezel F1B	transp. /grey transp. /black	6.0000.B100.0001 6.0000.B100.0002	–
		K2	only in conjunction with front bezel F2B (for 2x counter HB26.01.3)	transp. /grey transp. /black	6.0000.B200.0001 6.0000.B200.0002	
Transparent cover IP65		1 Dv	cover lockable for counter HB26.01.3 in conjunction with front bezel F1B	transp. /black	6.0000.C300.0002	6.0000.I144.0502
		2 Dv	cover lockable only in conjunction with front bezel F2B	transp. /black	6.0000.C100.0002	
		2 Dvs	cover key lockable only in conjunction with front bezel F2B	transp. /black	6.0000.C200.0002	
Gasket counter			56 x 40 mm [2.20 x 1.57"] 53 x 28 mm [2.09 x 1.10"]	HB26.11 HB26.21	6.0000.I113.0502 6.0000.I082.0502	
Mounting frame		cut-out 50 x 25 mm [1.97 x 0.98"]	via adapter 6.0000.A080.0503 for snap-on mounting on 35 mm [1.38"] top-hat DIN rail	chromated	6.0000.F300.0006	–
Enclosure blind		48 x 24 mm [1.89 x 0.94"]	for cut-out 50 x 25 mm [1.97 x 0.98"], for counter 53 x 28 mm [2.09 x 1.10"]	black	6.0000.H200.0002	–
DIN rail mount		SR 1	for snap-on mounting on 35 mm [1.38"] top-hat DIN rail		6.0000.G100.0000	
		SR 2	for 2x HB26		6.0000.G200.0000	
Key for key-locking zero reset					6.0000.S110.0001	

Hour meters / timers, electromechanical

Standard timers	9999.99 h / 99999.9 h with reset (AC+DC)	HB26
------------------------	---	-------------

Technical data

Electrical characteristics		
Electrical connection	cable	2 x 0.5 mm ² [AWG20], NYFAZ, 0.5 m [1.64'] long AC: grey/grey, DC: red +, black –
	type HB26.01.3	round pins ø 1.6 mm [0.063"] (plugs into socket box type 945.2)
Power consumption	10 ... 30 V DC 36 ... 80 V DC 100 ... 130 V DC 20 ... 30 V AC 42 ... 48 V AC 100 ... 130 V AC 187 ... 264 V AC 360 ... 440 V AC	approx. 500 mW approx. 900 mW approx. 750 mW approx. 0.3 VA approx. 0.25 VA approx. 0.6 VA approx. 1.2 VA approx. 1.65 VA
Rated voltages	AC (50 or 60 Hz) DC	20 ... 30 / 42 ... 48 / 100 ... 130 / 187 ... 264 / 360 ... 440 V AC 10 ... 30 / 36 ... 80 / 100 ... 130 V DC
Accuracy	AC DC	supply frequency + 30 ms < 0.003 % (at 24 h)
Device safety	designed to protection class application area	EN 61010 part 1 2 pollution level 2

General technical data		
Display	number of digits height of figures color of figures	6, AC: 9999.99 h, DC: 99999.9 h 4.5 mm [0.17"] white and red on black
Operating temperature		-15 °C ... +50 °C [+5 °F ... +122 °F] (non-condensing)
Relative humidity	at +30 °C [+86 °F]	≤ 80 % (non-condensing)
Altitude		up to 2000 m [6562']
Mounting position		any

Mechanical characteristics		
Housing		plastic PC (Polycarbonate)
Protection	with flexible sealing cover K1 with transparent cover Dv., Dvs	IP41 (front side) IP54 (front side) IP55 (front side)
Weight		approx. 45 g [1.59 oz]

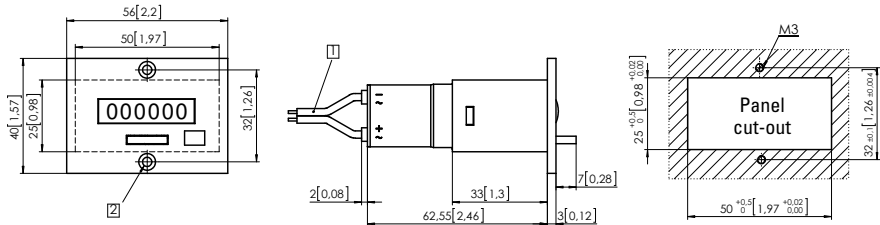
Options		
Different voltages and extended temperature range on request		
Flat pin 0.8 x 6.3 mm [0.031 x 0.25"] without flat push on connectors		Art. no. 3.168.X11.XXX
Flat pin 0.8 x 2.8 mm [0.031 x 0.11"] with flat push on connectors		Art. no. 3.167.X11.XXX
Key-locking 0-reset		Art. no. 3.160.XX7.XXX

Approvals		
CE compliant in accordance with		
EMC Directive		2014/30/EU
RoHS Directive		2011/65/EU
Low Voltage Directive		2014/35/EU

Hour meters / timers, electromechanical

Standard timers **9999.99 h / 99999.9 h with reset (AC+DC)** **HB26**

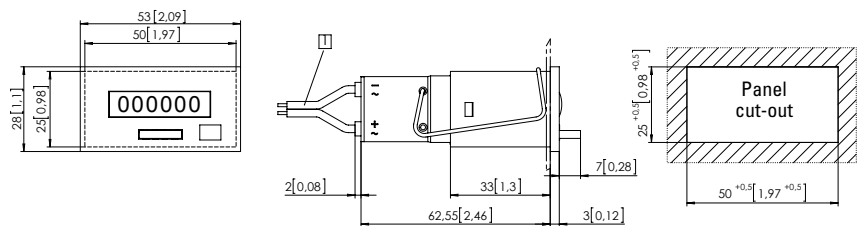
Screw mounting, 56 x 40 [2.20 x 1.57]
Type HB26.11



1 Connection cable, 2 x 0.5 mm² [AWG20], NYFAZ, 0.5 m [1.64'] long 2 Countersinking Af3, DIN 74

Type	Display	Voltage	Art. no.						
			10 ... 30 V	20 ... 30 V	36 ... 80 V	42 ... 48 V	100 ... 130 V	187 ... 264 V	360 ... 440 V
HB26.11	6 digits	AC (50 Hz)		3.160.111.071		3.160.111.072	3.160.111.074	3.160.111.075	3.160.111.079
	6 digits	AC (60 Hz)		3.160.111.081		3.160.111.082	3.160.111.084	3.160.111.085	3.160.111.089
	6 digits	DC	3.160.111.351		3.160.111.353		3.160.111.381		

Clip mounting, 53 x 28 [2.09 x 1.10]
Type HB26.21



1 Connection cable, 2 x 0.5 mm² [AWG20], NYFAZ, 0.5 m [1.64'] long


Type	Display	Voltage	Art. no.						
			10 ... 30 V	20 ... 30 V	36 ... 80 V	42 ... 48 V	100 ... 130 V	187 ... 264 V	360 ... 440 V
HB26.21	6 digits	AC (50 Hz)		3.160.211.071		3.160.211.072	3.160.211.074	3.160.211.075	3.160.211.079
	6 digits	AC (60 Hz)		3.160.211.081		3.160.211.082	3.160.211.084	3.160.211.085	3.160.211.089
	6 digits	DC	3.160.211.351		3.160.211.353		3.160.211.381		
Stock types:			187... 264 V AC, flat pin 0.8 x 2.8 mm [0.031 x 0.11"]				3.167.211.075		
			10 ... 30 V DC, flat pin 0.8 x 2.8 mm [0.031 x 0.11"]				3.167.211.351		

Hour meters / timers, electromechanical

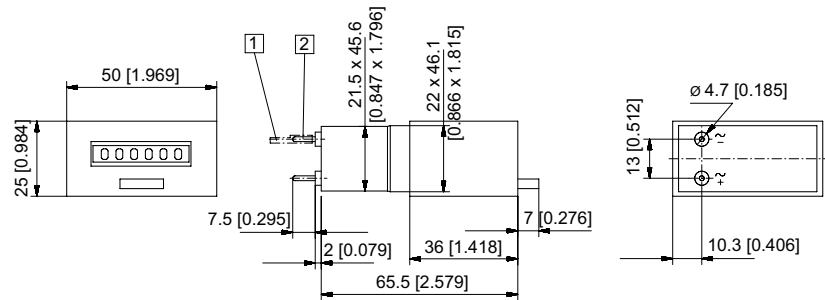
Standard timers	9999.99 h / 99999.9 h with reset (AC+DC)	HB26
------------------------	---	-------------

Plug-in for socket box 945.2 and front bezel F1B

Type HB26.01.3



socket box 945.2 not included in delivery



1 Push on connector $\varnothing 1.5$ [0.059] tinned 2 Round pin $\varnothing 1.6$ [0.063] tinned

Type	Display	Voltage	Art. no.						
			10 ... 30 V	20 ... 30 V	36 ... 80 V	42 ... 48 V	100 ... 130 V	187 ... 264 V	360 ... 440 V
HB26.01.3	6 digits	AC (50 Hz)		3.165.011.071		3.165.011.072	3.165.011.074	3.165.011.075	3.165.011.079
	6 digits	AC (60 Hz)		3.165.011.081		3.165.011.082	3.165.011.084	3.165.011.085	3.165.011.089
	6 digits	DC	3.165.011.351		3.165.011.353		3.165.011.381		